

Together @ Home

Here are some activities you could do together as a family.

Begin with the story and then do as many or as few as you like, in any order.



Bible Passage

Today we will be exploring the story of David and Nathan.

You can find it in your Bible in:

2 Samuel 11 v 26 v 1–13

Read the story together – choose a Bible translation or children's story version which best suits your group.



A prayer to say together

Dear God,

Thank you for the story of David and Nathan which reminds us that it is good to have others around us who hold us accountable for our actions.

Help us to be good friends who support others in living right for God, encouraging them to do the right thing and make good choices.

Thank you that you love us and forgive us even though we make mistakes. Help us to say sorry to you and others when our actions are not pleasing to you.

Amen

Introducing David's mistakes

David is described as a 'man after God's own heart' – his behaviour and commitment to relationship with God is often used as an example for others to follow.

It is important to also remember that David made mistakes. Today's story is one of those times. David's behaviour in the story is displeasing to God, David has sinned, sending Bathsheba's husband to his death so that they could be together.

God loves us enough to forgive our mistakes but we can also choose to make good choices and behave in a way that pleases God to start with. It is good to recognise that God chooses to be friends with and use people even though we make mistakes.

We can also choose to be brave like Nathan and hold our friends accountable for their mistakes.

Discussion

A question for adults to ask children

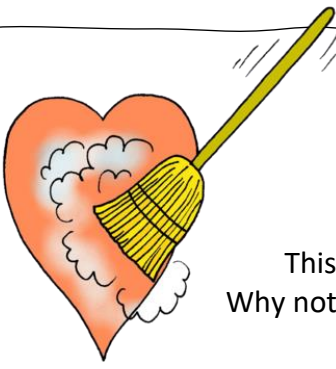
Why do you think Nathan told the story of the two men to David?

Nathan wanted David to know that his behaviour had been wrong, he knew that sometimes we need to see things from somebody else's point of view. When David heard the story he knew straight away that the behaviour was wrong, but he didn't recognise the man represented him. Nathan had found a way to make David recognise and understand his own mistakes.

A question for children to ask adults

Can you think of a time when a good friend held you accountable for your actions?

Good friends are those who help us to recognise our own mistakes and to make good choices. It can sometimes be hard to hear, but when shared with love our friends words can help us live better for God.



A verse to remember

Psalm 51 v 10

Create in me a pure heart, God, and make my spirit right again.

This verse comes from a psalm that David wrote after Nathan spoke to him. Why not read the whole psalm together, what feelings and emotions is David feeling about what he has done?

Try to learn this verse together, you could come up with some actions to help you remember it or decorate the verse on a piece of paper or card together and put it up somewhere to remind you of it through the week.



Family Activity 1

The story that Nathan told to David was all about a man taking something that didn't belong to him just like David had done.

Play a 'Kim's game' together – you will need a tray of random items from around the house and a towel or cloth to cover them with. Everybody tries to remember all the items on the tray. They are then covered with the cloth and one item removed from underneath while nobody can see.

Take it in turns to be the person who takes something away. Everybody must then try to work out which item is missing.

Active Prayer

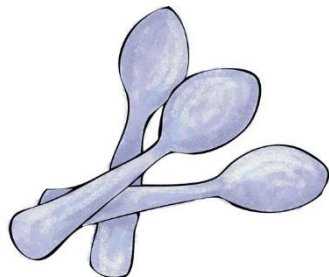
Proverbs 27 v 17

As iron sharpens iron, so people can improve each other.

This verse from Proverbs reminds us that we can all help one another to live for God and be better people. For this prayer activity you will need a pile of metal spoons (they are safer than something sharp!)

Make a heap of spoons and take it in turns to remove a spoon from the pile. Can you remove a spoon gently without moving any of the others? Once you have a spoon pick one of these topics to guide your prayer.

- S** – saying sorry
- P** – praise
- O** – others
- O** – ourselves
- N** – needs.



Family Activity 2


Nathan knew that David had once been a shepherd, it is probably why he chose a story which included somebody who owned sheep. David would have understood how precious the lamb was to the man in the story.

Hide and sheep

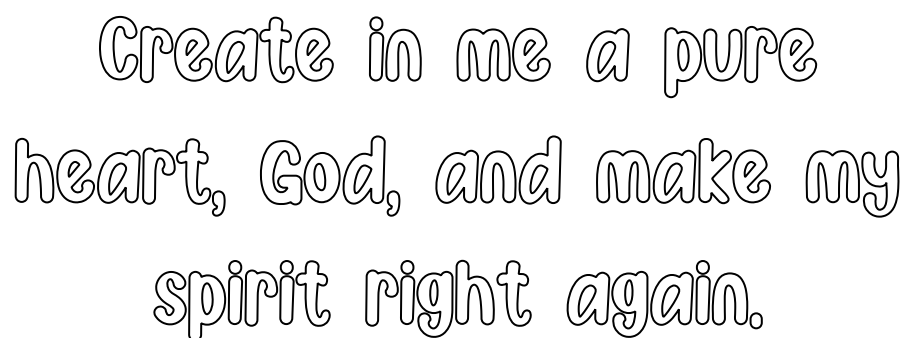
One person is the shepherd and must wear a blindfold. Everybody else in the room is a sheep. The sheep must move around the room making baa-ing noises and the shepherd should try to catch them!



A colouring page you could print and colour together



Psalm 51 v 10



Create in me a pure
heart, God, and make my
spirit right again.

PUZZLE

Nathan told David a story about people who owned sheep. How many sheep can you find on the page?



SHEEP SHEET



Decode the message to reveal what David said to Nathan.

| | | | | |
|---|---|---|---|---|
| a | d | e | f | h |
| ⊙ | ☾ | ☯ | ♀ | ⊕ |
| i | n | s | v | |
| • | ♥ | ⚡ | ♂ | |

Can you find all these words in the word search?

David

Nathan

Story

Poor

Rich

Sin

Sheep

Lamb

y h s s c f l y
 r l i h h k a j
 o n t c e p m a
 t g i b k e b g
 s r g p u s p s
 e z d f t k y b
 c y s i p o o r
 k o a c v v z i
 a g a l p a b m
 n a h t a n d y
 e l a h j s k k
 g k k b f a q r
 b r u j w d t v
 s m g k k f v n
 f e g t n r d k





• ⊕ ⊙ ♂ ☯

— — — — —

⚡ ♥ ♥ ☯ ☾

— — — — —



Join the dots in order to complete the picture.

