

Together @ Home

Here are some activities you could do together as a family, begin with the story and then do as many or as few as you like, in any order.



Bible Passage

Today we will be exploring together, the miracle of Jesus healing a man born blind.

You can find it in your Bible in:
John 9 v 1–41

Read the story together – choose a Bible translation or children’s story version which best suits your group.



A prayer to say together

Dear God,
Thank you for the story of the man born blind who was healed by Jesus. Thank you care for the sick and those with disabilities. Thank you that just like Jesus we can pray for healing today.

We pray for those who like the religious leaders in the story don’t yet know you and your love would you share your love with them and help them on their journey to knowing you. Help us to be bold in sharing our faith with others. Amen



Discussion

A question for adults to ask children

Why do you think not everybody in the story was happy for the man that had been healed?

This is an amazing miracle story, Jesus healed somebody who had never been able to see. You would expect celebrations and rejoicing but instead this story is full of questions and complaints. Even though they could see proof of the miracle many people in the story did not want to believe in Jesus or his miracles. They searched for ways to stop him or trick him into saying something wrong.

Today there are still people in the world who don’t believe the Good News about Jesus, but just like Jesus was a light to the world we can shine in this world and share God’s love with others. Even if people do not respond the way we would like them to we can trust that we have planted a seed which one day may grow into something more.

A question for children to ask adults

Can you think of a time when you shared your faith with somebody but they didn’t want to listen?

Family Activity 1

You will need: A blindfold/scarf

There are two types of blind people in this story – the physically blind man that Jesus healed and the Pharisees and critics who were spiritually blind and could not see the truth about who Jesus was.

Set up an obstacle course, blindfold somebody and then guide them through the course using just instructions or the sound of your voice.

Why not talk about what it must have been like for the man in the story who was born blind and how Jesus healing him would have changed his life?





A verse to remember

Matthew 5:16

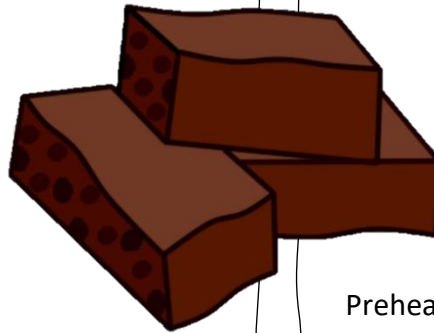
In the same way, you should be a light for other people. Live so that they will see the good things you do and will praise your Father in heaven.

Try to learn this simple together, you could come up with some actions to help you remember it or decorate the verse on a piece of paper or card together and put it up somewhere to remind you of it through the week.

Family Activity 2

Jesus used mud to heal the man in the story, why not explore some muddy play as a family?

Put on wellies and splash through muddy puddles, you could even make your own mud pies! Just don't actually put the mud in your eyes!



Active Prayer

Jesus said that we should be a light for others in the world, helping those who are living without knowing God to become His friend.

How many different lights can you find in your house? Travel around the house and each time you find a light turn it on and pray together for one friend or family member who does not know Jesus yet.

Make sure you turn them off afterwards to help look after the environment and don't forget the light inside your fridge!



Family Activity 3

If you don't fancy getting muddy outdoors why not get muddy in the kitchen with this simple "mud pie" brownie recipe!

1 cup all-purpose flour
¼ cup cocoa powder
½ tsp baking powder
¼ tsp salt
110g butter
240g chocolate
(bitter or semi-sweet works best)
1 cup sugar
3 eggs

Preheat Oven to 175C, line a baking tin with parchment paper and butter to prevent sticking

Whisk flour, cocoa, baking powder and salt in a bowl

Break up the chocolate and melt with the butter over a saucepan of warm water

Add the sugar to your chocolate mix stirring to combine

Then add the eggs

Finally gently combine the flour mixture and chocolate mixture – careful, don't over mix!

Pour into your baking tray and bake for 20-25 minutes or until a skewer or knife comes out clean!

Allow to cool slightly - then enjoy!

A colouring page you could print and colour together

This beautiful colouring sheet is provided courtesy of <https://courtneydefeo.com/>



Let your
Light
shine
before others,
that they may
see your
good
deeds
and glorify your
Father
in heaven.

Matthew
5:16

PUZZLE SHEET



Can you find these words from the story in the word search?



h d p t i w y d t l j k v c d
 d e n w n j u a s u s e j l e
 o h a i h m v e c i x s l r b
 z n b l l c o d o v p g m r y
 d h y e i b m h y i w c l x m
 l o j y w n x q l q d u o q h
 r r v m f e g c m x y m o m v
 u z n k h a s z k g q i p a c
 a w e h t i c e k h c r n m v
 j o c b l r t k t y e a t f h
 g i f o j x b g x q x c s q f
 p h a r i s e e s h u l g g s
 b m v k w z i o r x n e h x b
 x u r f f r p x y k x u c t w
 j i m n t g q r y b k a c h z

- Jesus**
- blind**
- healing**
- mud**
- Siloam**
- pool**
- miracle**
- pharisees**

Help the man find his way to the pool of Siloam.



How many words can you make from the letters of the word Siloam?

We've given you some picture clues to get you started.

