

# Together @ Home

Here are some activities you could do together as a family, begin with the story and then do as many or as few as you like, in any order.




## Bible Passage

Today we will be exploring together, Joshua taking over as leader.

You can find it in your Bible in:

### Joshua 1

Read the story together – choose a Bible translation or children's story version which best suits your group.



## A prayer to say together

Dear God,  
Thank you for the example of Joshua who trusted in you and took on the responsibility of leadership from Moses.

Thank you that we can be leaders in our own communities, trusting in you and remembering that you are always with us.

We pray for those in leadership in our own churches, schools, workplaces, communities and government. Help them to make wise decisions that protect and provide for everybody.

Amen.

## Discussion

### A question for adults to ask children

*How do you think Joshua felt taking over from Moses?*

Moses had been an incredible leader of God's people, he had performed many miracles, led God's people out of slavery in Egypt and met with God face to face! It must have been a bit intimidating for Joshua who had some big shoes to fill!

But God encourages Joshua "be strong and brave. Don't be afraid, because the Lord your God will be with you everywhere you go." Joshua can be as good a leader as Moses because God is with him as well.


### A question for children to ask adults

Who is a great leader from history that you admire?

## Family Activity 1

**Play a game of follow the leader together.**

Take it in turns to be the leader. You could talk about what makes a good leader – somebody who chooses actions that everybody can follow and goes at a speed that works for everyone!



### **Play a game of "Joshua says"**

Just as the people in the story promised to obey Joshua as they had obeyed Moses – only follow the instructions if "Joshua says" to!



## A verse to remember

Joshua 1 v 9

**“Be strong and brave. Don’t be afraid, because the Lord your God will be with you everywhere you go.”**

Try to learn this verse together, you could come up with some actions to help you remember it or decorate the verse on a piece of paper or card together and put it up somewhere to remind you of it through the week.

## Active Prayer

Inspired by Moses passing on responsibility to Joshua why not try this prayer passing activity.

Have a ball to pass or if you made a baton for your relay race you could use that.

Take it in turns to pray and then pass the ball to somebody else to continue the prayer. You could take a line each or even a word each until somebody finishes the prayer with a big Amen!



## Family Activity 2

*You will need: a scarf or blindfold*

One person is blindfolded, and a second person must guide them around the house using just their voice. You could make it even more tricky by building your own obstacle course with cushions, toys and furniture.



How does it make you feel when you have to put your trust in somebody else?

What makes a good leader and guide?

## Joshua’s Story


Joshua’s story doesn’t start with him become leader, why not explore one of these other parts of Joshua’s story before he took over from Moses.

What qualities of a good leader can you find in his story?

**Exodus 17**  
**A support for Moses**

**Numbers 13**  
**Spies in Canaan**

**Deuteronomy 31**  
**Moses appoints Joshua as leader**



A colouring page you could print and colour together

**BE STRONG**  
**AND COURAGEOUS**  
**DO NOT BE AFRAID**  
*do not be* **DISCOURAGED**  
**FOR THE LORD** *your*  
**GOD** *will be* **WITH**  
*you* **WHEREVER**  
*you* **GO** ➔


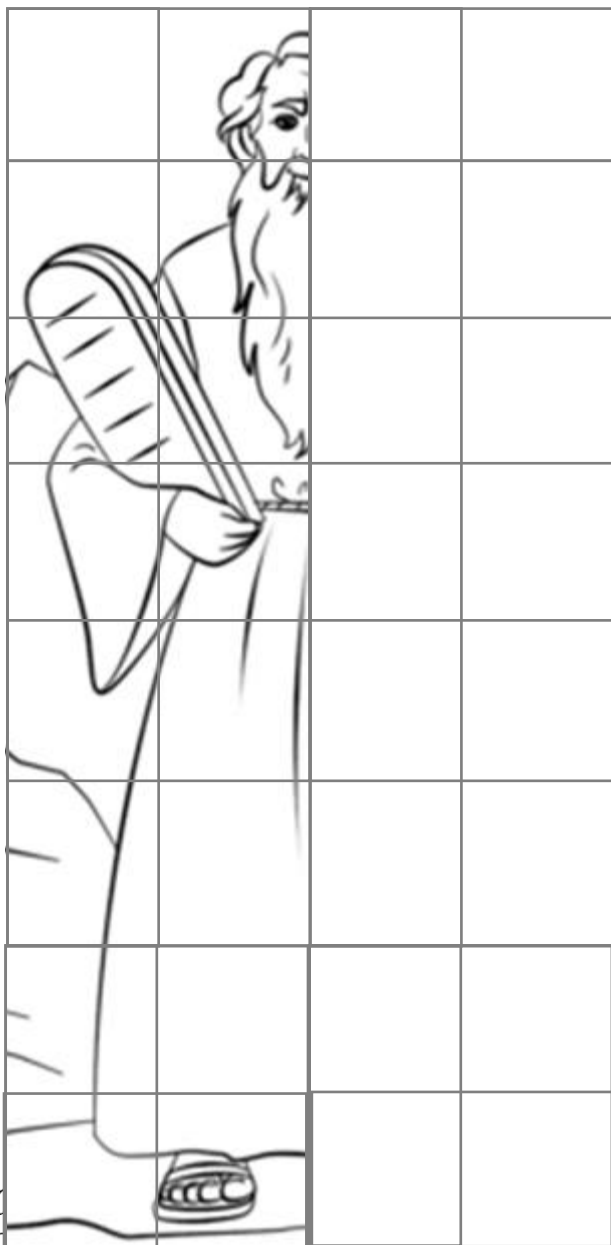
JOSHUA 1:9

# PUZZLE SHEET

When Joshua went into Canaan to spy he came back with grapes!

How many bunches of grapes can you find on the page?

The people said they would follow Joshua – can you help them find their way through the maze to Joshua?



Joshua followed the example set by Moses – can you copy the example on left and complete the picture of Moses?

