

Here are some activities you could do together as a family, begin with the story and then do as many or as few as you like, in any order.



Bible Passage

Today we will be exploring together the story of Samuel anointing David.

You can find it in your Bible in:
1 Samuel 15v34 – 16v13

Read the passage together – choose a Bible translation or children's story version which best suits your group.

The other passages we will be thinking about at church this week are:

Psalm 20
2 Corinthians 5 v 6-17
Mark 4 v 26-34

A prayer to say together

Dear God,

Thank you for the story of Samuel anointing David which reminds us that you know us inside and out!

Thank you that each one of us is created exactly as you want us to be. Help us to dedicate our lives to you like David did, to seek to be people after your heart.

Thank you that we are chosen and loved too. Amen.

Discussion

A question for adults to ask children

What do you think makes a good King?

God was looking for a new King, the old King, Saul was disobedient and full of pride. God wanted somebody who would follow him and live in obedience, who was humble and caring. David did not look like much on the outside but in his heart he knew and loved God. He was a shepherd with a loving heart who looked after his sheep just like God looks after us.

A question for children to ask adults

What do you think makes a good heart?

Why not share some of the qualities that you most love about God and that we can try to nurture in ourselves.

Family Activity 1

Self-portraits

Use any materials you have to create your own family self portraits, draw, paint or collage yourselves.


Once you have finished your self-portraits why not try to draw a heart portrait! You could fill your portrait with words or images that represent the things that are most important to you.



A verse to remember

1 Samuel 16 v 7

People look at the outside of a person but the Lord looks at the heart.



What do you think God wants our hearts to look like?

David was described as a man “after God’s heart” – how can we make our hearts look like God’s? Try to learn this verse together, you could come up with some actions to help you remember it or decorate a copy and put it up somewhere you can see it during the week.

Family Activity 2

What’s inside?: Place mystery items into an empty box or container, take it in turns to reach inside and try to work out what the item is without looking. In the story Samuel was judging the sons of Jesse by how they looked on the outside, but God had a very different way of deciding who would make the best King!



Active Prayer

Travel around your home and look for photos or images of people that you can pray for.

You might like to pray for people that you know and see in photos or groups of people that appear in books e.g. teachers, firefighters etc.

If you do not have many printed photos you could look through digital photos on a computer or phone to find people too pray for.



Active Listening

When you have prayed for each person why not pause and listen to God. Ask God to share something with you about what He loves about that person on the inside.

David the Shepherd

David was not home when Samuel arrived, he was out in the fields watching the sheep. In **John 10** we can read about how God is like a shepherd to us. He cares for us, protects us and invites us to trust, follow and listen to Him. Why not try some of these sheep themed activities together.


Hunt the sheep

You will need: A toy sheep or sheep picture (you can always draw your own!) Take it in turns to hide the sheep around the house or in a room, everybody must search for the sheep. The person who has hidden the sheep could give clues such as ‘warmer’ when somebody is getting nearer to the sheep and ‘colder’ if they are moving further away.

Which sheep is that?

Jesus said that the sheep recognise the voice of the shepherd and run away from the voices of strangers, why not test how good you are at recognising voices.

Take it in turns to close your eyes, somebody else should put on a silly voice – see if you can still recognise who is speaking.




A colouring page you could print and colour together.

Colourig picture from www.craftingthewordofgod.com


1 Samuel 16 v 7

People look at the outside of
a person but the Lord looks
at the heart.





PUZZLE SHEET

David was a shepherd – how many sheep can you find on this page?



Which path should the sheep follow to get back to the shepherd?



Can you find eight differences between the two pictures?

Draw a big tangly scribble to give the sheep a body, then finish the picture by adding a lovely green field full of delicious grass for the sheep to eat!

