

Together @ Home



Here are some activities you could do together as a family, begin with the story and then do as many or as few as you like, in any order.

Bible Passage

Today we will be exploring together, the story of Ruth in the field.

You can find it in your Bible in:

Ruth 2

Read the story together – choose a Bible translation or children's story version which best suits your group.



A prayer to say together

Dear God,

Thank you for the story of Boaz and Ruth, that reminds us that we can look out for and care for others.

Help us to be like Boaz and help those in need, to share what we have with others and care for them.

We pray for all those in the world who do not have enough to eat and for all those organisations who are working to help them.

Amen

Discussion

A question for adults to ask children

Do you think Boaz was a good master to his workers? What are some of the good things you can see him do in the story?

Boaz looked after his workers and had a good relationship with them, he greets them as they arrive for work and they are happy to talk to him. He looks out for those in need – when he sees Ruth, he asks to know more about her.

Boaz had heard all about how Ruth had looked after Naomi and wanted to bless and encourage her for her loyalty and faithfulness to Naomi. Boaz saw a need and gave from what he had.


A question for children to ask adults

What are some of the ways you give to help those in need?

Family Activity 1

Ruth followed along behind the workers and collected any grain that was dropped. Boaz encouraged his workers to let her collect and even to drop some grain for her to find. If you can do so safely go on a walk locally or in your garden – see what plants and leaves you can see. Collect your own selection of items and then work together to create your own **natural collage**.





A verse to remember

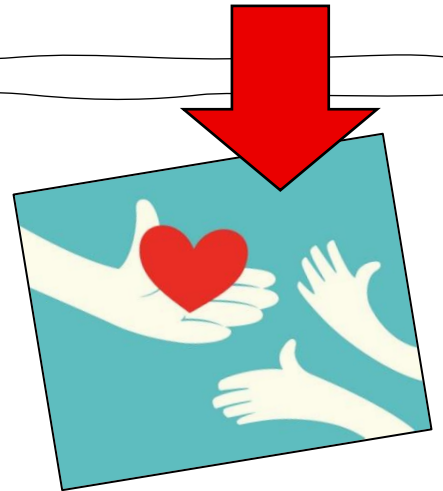
2 Corinthians 9 v 6-9

Remember this: The person who plants a little will have a small harvest, but the person who plants a lot will have a big harvest. Each of you should give as you have decided in your heart to give. You should not be sad when you give, and you should not give because you feel forced to give. **God loves the person who gives happily.** And God can give you more blessings than you need. Then you will always have plenty of everything—enough to give to every good work.

Read these verses together and try to learn the middle part, you could come up with some actions to help you remember it or decorate the verse on a piece of paper or card together and put it up somewhere to remind you of it through the week.

Active Giving

In the story this week Boaz told his workers to leave some grain on the ground for Ruth to collect. We too can give from what we have to help and bless others. When we remember that everything we have comes from God it is easier to give back to Him and to share from what we have. Why not try these Active Giving challenges this week.



1. Share from what you have.

How could you be like Boaz this week, giving to those in need?

Why not make a **donation to the food bank** or cook an extra portion of food that you can offer to a neighbour who lives alone.



2. Give some gratitude to God.

It is good to recognise and say thank you to God for all the blessings He has given us. Take some time to **count your blessings** and say a thank you prayer to God for the ways he has blessed and provided for you this week.



3. Plan your giving

In Leviticus 19 v 9-10 we can read God's instructions about leaving grain and grapes for the poor. Later on in Leviticus 27v30 we read about giving a tithe, one tenth to God.

Why not talk as a family about what giving looks like in your church and prayerfully think about what you would like to give to God this week.

Family Activity 2

Play a game of pick up sticks together, if you have a set already you can use it or make your own using objects from around the house or garden e.g. straws, sticks, pencils. Make a pile of the objects and then take it in turns to remove one object from the pile. You must pick up the first object you touch, if another object moves then your turn ends and the next person has a go.



A colouring page you could print and colour together

Drawing by www.cookiesandracecars.com

2 Corinthians 9 v 7


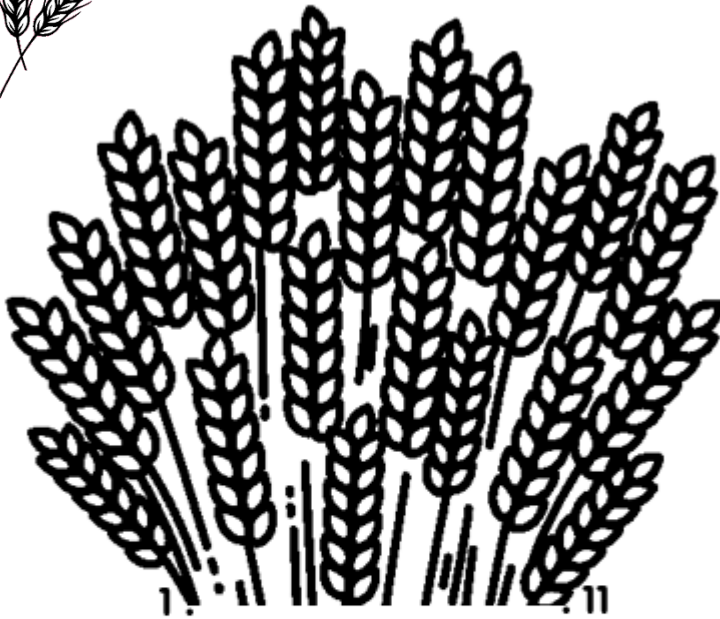
GOD LOVES
THE PERSON
WHO GIVES
HAPPILY.



Puzzle Sheet


Ruth was allowed to collect the grains that fell to the ground.

How many grains like this one can you find on this page?



Which path should Ruth take through the field to collect the most grain?

Your path must not cross over itself or double back on itself.



When the wheat and barley was gathered it was put into sheaves.

Join the dots in order to complete this picture.



What did Ruth say to Naomi about where the grain had come from? Can you fill in the gaps to find the answer? The missing letters are all vowels (a,e,i,o,u)

Th_ m_n _
 w_rk_d w_th t_d_y
 _s n_m_d B__z.

