

# T Together @ Home

Here are some activities you could do together as a family, begin with the story and then do as many or as few as you like, in any order.



## Bible Passage

Today we will be exploring together the story of the Spies in the Land.

You can find it in your Bible in:  
**Joshua 2**

Read the story together – choose a Bible translation or children’s story version which best suits your group.



## A prayer to say together

Dear God,  
Thank you for the stories of the spies in the land which reminds us that you go before us and prepare a way for us.

Help us to serve and follow you even when we face challenges or battles of our own. Thank you that you are with us wherever we go and whatever we face.

This Remembrance Sunday we remember all those who risked their own lives during the second world war to hide and protect people during the Holocaust. Help us to be bold in standing up for justice and peace in our world today.

Amen.

## Discussion

### A question for adults to ask children

*How do you think the spies felt when they heard that the people in the city were afraid of them?*

The spies must have been nervous going into the land, seeing the King’s army and the large walls that surrounded Jericho. When they spoke to Rahab they found out that word of God’s miracles on their way from Egypt had already reached Jericho. Knowing that the people in the city were afraid to face them must have filled them with hope and confidence. In Deuteronomy 31 v 8 God promised Moses “The Lord himself will go before you”, it was clear that God had kept his promise.

### A question for children to ask adults

Can you think of a time when a stranger really helped or blessed you?

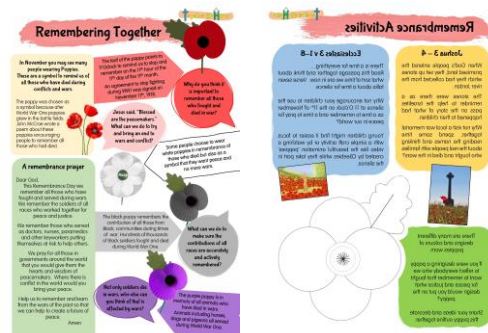
## Remembrance Sunday

Today is Remembrance Sunday when we remember all those who fought and served during the wars.

Why not spend some time as a family thinking about some of those whose stories took place behind the scenes – the codebreakers at Bletchley Park, those who hid families like Anne Frank’s in their homes, those working as spies behind enemy lines.

You can find more Remembrance Day activities at

[www.TatH.co.uk/other-resources](http://www.TatH.co.uk/other-resources).





## A verse to remember

### Deuteronomy 31 v 6

**Be strong and brave. Don't be afraid of them and don't be frightened, because the Lord your God will go with you. He will not leave you or forget you."**

Try to learn this verse together, you could come up with some actions to help you remember it or decorate the verse on a piece of paper or card together and put it up somewhere to remind you of it through the week. What similarities and differences can you find between last week's verse to remember (Joshua 1 v 9) and this message that God gave to Moses?



### Family Activity 1

Complete this grid to write your own secret code, put a shape or picture in each space. Write secret messages to one another or send a copy of the code to another family along with a message for them to decipher.

a	b	c	d	e	f	g
h	i	j	k	l	m	n
o	p	q	r	s	t	u
v	w	x	y	z		

### Family Activity 2

Play a game of "I spy" together – older children could play the traditional version where you say the first letter of the item you are searching for.

Younger children might find it easier to use colour or shape.

"I spy with my little eye something red"

"I spy with my little eye something square"




### Hide and Seek Prayers

Write down the names of friends or family that you would like to pray for on small pieces of paper. Take a pile of names each and hide them around a room or your whole house.

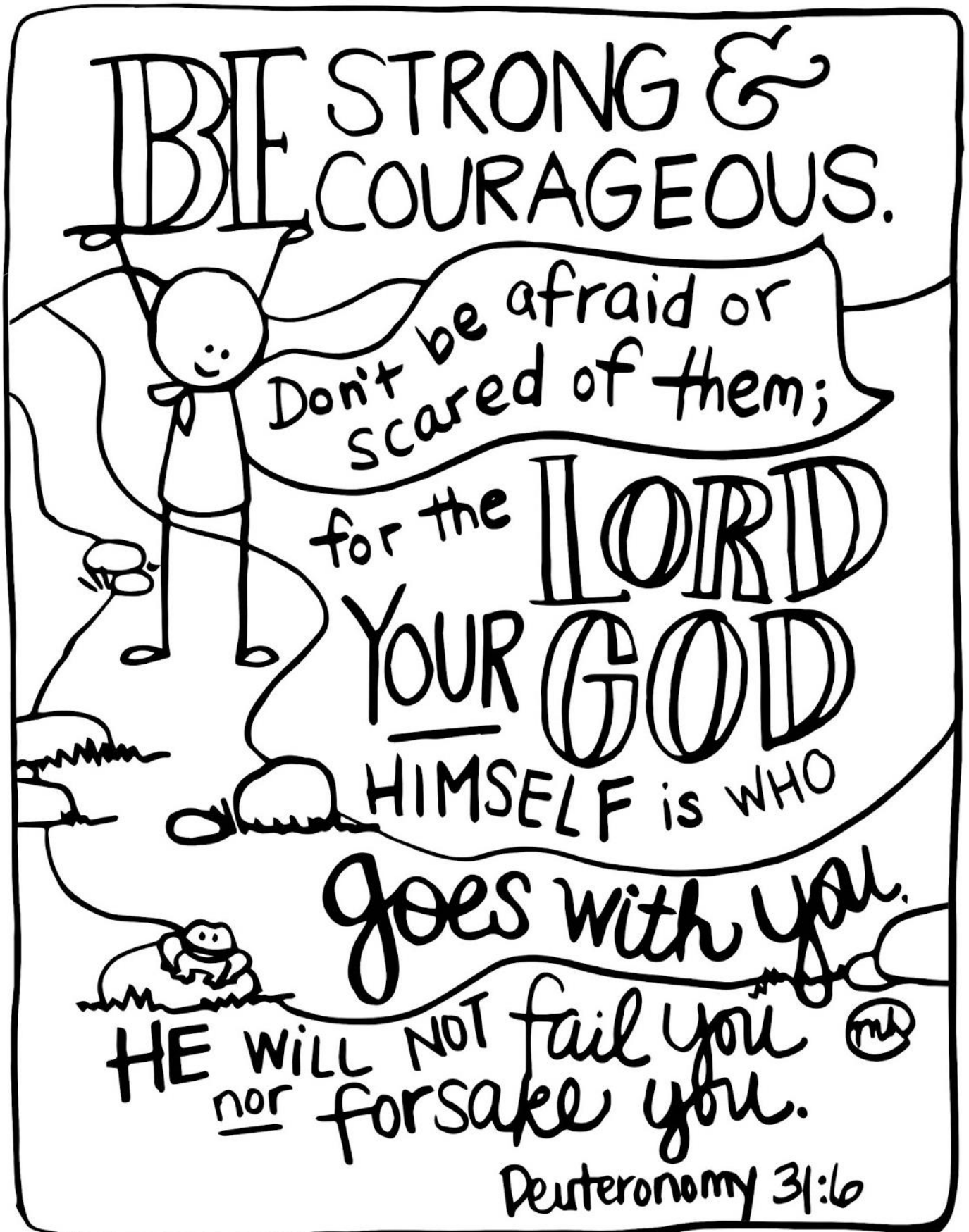
Make sure you remember how many pieces of paper you hid.

Next spend time searching for all the pieces of paper, each time somebody finds one stop and pray together for the person whose name you have found!




A colouring page you could print and colour together

Today's beautiful colouring page is by Mary Dean at [www.marydeandraws.com](http://www.marydeandraws.com)



# PUZZLE SHEET

How many differences can you find between the two pictures?



a	b	c	d	e	f
☺	👑	⊖	▽	🌸	🎯
g	h	i	j	k	l
∞	↶	⊙	△	➔	✦
m	n	o	p	q	r
🌀	⊖	☺	➔	✳	🎵
s	t	u	v	w	x
↶	🎵	✚	☀	✳	🕯
y	z	Can you use the code to reveal the message?			
↷	🌀				

⊙ ➔ ⊖ ☺ ✳ 🎵 ↶ 🌀

— — — — —

✦ ☺ 🎵 ▽ ↶ ☺ ↶

— — — — —

∞ ⊙ ☀ 🌸 ⊖ 🎵 ↶ ⊙ ↶

— — — — —

✦ ☺ ⊖ ▽ 🎵 ☺

— — — — —

↷ ☺ ✚ 🎵

— — — — —

↶ 🌀 ☺ ↶ ✦ 🌀

— — — — —

a b c  
Which rope leads to the window?