



# Together @ Home



Here are some activities you could do together as a family, begin with the story and then do as many or as few as you like, in any order.



## Bible Passage

Today we will be exploring together, the story of Jesus calming the storm.

You can find it in your Bible in:

**Mark 4 v 35–41**

Read the story together – choose a Bible translation or children’s story version which best suits your group.



## Discussion

### A question for adults to ask children

*What are some of the things that you find scary?*

- *Who was scared in the story?*
- *What were they scared of?*
- *Who was with the disciples in the boat?*

The disciples were scared of the storm, but Jesus was with them. When the disciples called out to Jesus, he heard them and kept them safe. We are living in scary times, but Jesus hears all of our prayers and even when things seem scary, we can know that Jesus is with us and in control.

### A question for children to ask adults

*Can you tell me about a time when you felt scared, but God was with you?*

## A prayer to say together

Dear God,

Thank you for the story of Jesus calming the storm which reminds us how **BIG** and **POWERFUL** you are.

Thank you that you are with us in the scary times and that you always hear our prayers.

We pray for those in the world who are scared at the moment; that they would know you and your peace.

Amen

## Family Activity 1

You will need: Paper, a large bowl/bath of water

Make your own origami boat together, you might want to make some paper figures to go in it as well. Float the boat in a bath, sink or bowl of water.

Encourage your children to help re-tell the story, they can make the storm by splashing the water or blowing hard at the boat.

They will need to listen out carefully for the bit in the story when Jesus tells the water to be still and stop the storm.

## A verse to remember



Psalm 9 v 10

**Those who know the Lord trust him,  
because he will not leave those who come to him.**

Try to learn this verse together, you could come up with some actions to help you remember it or decorate the verse on a piece of paper or card together and put it up somewhere to remind you of it through the week.

## Family Activity 2

You will need: Music

Play a game of 'Musical Storms' – when the music plays everybody should dance and move around like they are being blown about in the storm. When the music stops, they should freeze and be still like the storm in the story.

**My Lighthouse – by Rend Co. Kids** is a great song to play the game to as it talks about God being our peace in the storm. You can find a video with actions here which you could learn before playing the game.

<https://www.youtube.com/watch?v=JeJvKkBV6rY>



## Active Prayer

Search for items around the house that remind you of other people – photos of families and friends, shopping deliveries, toys, letters.

Pray for the people they remind you about – friends, family, those working in shops, those working in the postal service.

Pray that they would know God and be brave.

## Helping Older Children

*Older children might be asking why God would allow the current virus to hurt people in the world. The Bible tells us that we live in a fallen world, that God did not intend for it to be like this. We might not always be able to see God in our circumstances, but He promises that He will never abandon us, He is always with us.*

**Encourage Older children to...**

**Keep praying** – God always hears our prayers even if we don't see Him answer them straight away.

Psalm 116 v 1

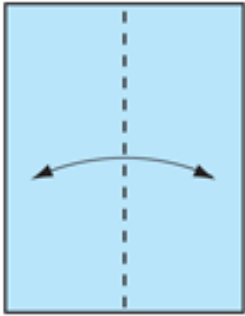
**Keep trusting** - God has good plans for us and there is always hope.

Jeremiah 29 v 11

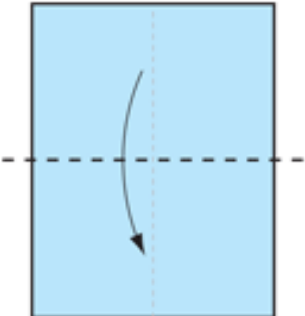
**Keep showing love** – God can use us to encourage and bless others in difficult times.

John 15 v 12

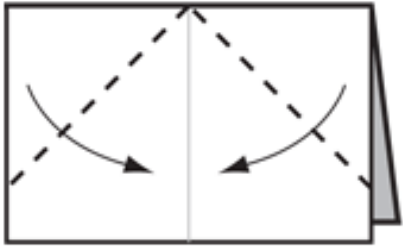
# Simple instructions for making paper boats



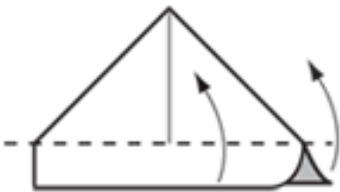
1. FOLD IN HALF



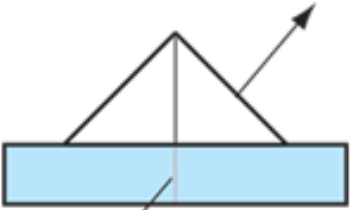
2. FOLD IN HALF AGAIN



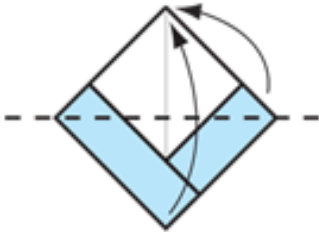
3. FOLD IN CORNERS



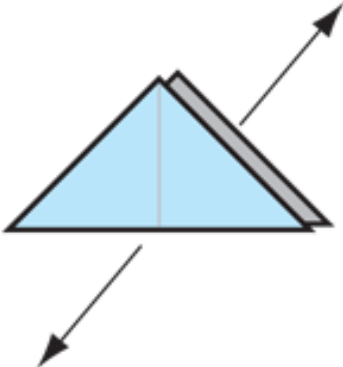
4. FOLD UP EDGES ON BOTH SIDES



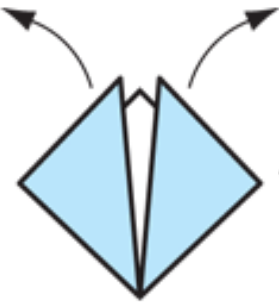
5. PULL THE SIDES OUT AND FLATTEN



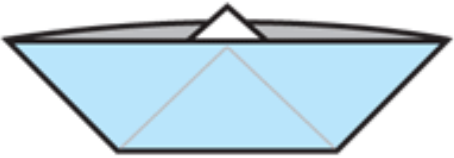
6. FOLD FRONT AND BACK LAYERS UP



7. PULL SIDES APART AND FLATTEN



8. PULL TOP FLAPS OUTWARDS



9. SQUISH THE BOTTOM AND PULL THE SIDES UP

10. TA DAAA!



**A colouring page you could print and colour together**

Those who know the Lord trust him,  
because he will not leave those who  
come to him.

Psalm 9 v 10






# Puzzle Sheet



Finish the picture...  
draw the waves,  
storm and Jesus  
with his friends in  
the boat

There are birds  
like this one  
hidden on the  
page... how  
many can you  
find?



t g n i n t h g i l f e q l s  
g a d j s c d x x i d e g p x  
f d n y b t w w d i p l h w x  
l e g a o o o i a d i i p c c  
j e s u s w s r r p d l e e i  
p f c n a c f h m e q a a r j  
k p w t i a z i v q d g c l s  
r g e p e a j m x z i n e i q  
i r l x x b u m p c l k u l t  
c e t a o b t t e f t z x h u  
s x z p s e g v g j r a t w t  
h y u q q f i j y d f x x u b  
c k i e n y q x w s a y j l k  
k l f p p p o z k w a c t z p  
z k f s l x i k l b v p d c f

Can you find all  
these words in the  
wordsearch?

jesus  
disciples  
boat  
galilee  
lightning  
peace  
storm  
thunder  
water



Find your  
way  
through  
the  
lighthouse  
from the  
bottom to  
the top!



Answer: There are 8 birds hidden on the page