

Together @ Home

Here are some activities you could do together as a family, begin with the story and then do as many or as few as you like, in any order.




Bible Passage

Today we will be exploring together the story of John the Baptist.

You can find it in your Bible in:
Luke 1 v 5–25 and 57–80

Read the story together – choose a Bible translation or children’s story version which best suits your group.



A prayer to say together

Dear God,
Thank you for the story of John the Baptist who came to prepare the way for Jesus. Thank you for the reminder that you are gracious to us, that you love and forgive us.

Today would you help us to be messengers for you on the earth sharing your love and kindness with those we meet. Help us to speak to others about Jesus and teach them about his life, death and resurrection.

As we explore the Christmas story together let us not forget that Jesus came to the earth as part of your big plan to save and forgive us all.

Amen.

Discussion

A question for adults to ask children

How did Zechariah lose his voice?

When Zechariah first saw the angel the Bible tells us he was startled and afraid. The angel told Zechariah that God had heard his prayers, the son he had been praying for was finally going to be born. Then the angel told Zechariah the amazing things that his son John was to do.

In spite of this incredible experience Zechariah questioned the angel and didn’t believe him! Gabriel took away his voice to teach Zechariah a lesson! I wonder if people would have believed Zechariah’s story if he hadn’t lost his voice?

A question for children to ask adults

What does my name mean? What does your name mean?

The people would have expected Zechariah and Elizabeth to name their child after his father. The name John means “God has been gracious”, those watching might have thought they had chosen the name because God had blessed Zechariah and Elizabeth with a child after many years. In fact, the name speaks of the bigger picture of God’s grace, John had come to prepare the way for Jesus’ ministry on the earth. God’s ultimate act of grace and forgiveness was about to be revealed.

Family Activity 1

When Zechariah lost his voice, he could only speak through signs or by writing things down.

Play a game of charades or Pictionary together and think about what it must have been like for him and his family!





A verse to remember

Isaiah 40 v 3

This is the voice of one who calls out:
"Prepare in the desert the way for the Lord.
Make a straight road in the dry lands for our God."

Read this verse together and then look up John 1 v 23, John the Baptist used these words from the Old Testament to describe himself, why do you think that is? Try to learn this verse together, you could come up with some actions to help you remember it or decorate a copy and put it up somewhere you can see it during the week.

Active Advent

Just like John was sent to tell people about Jesus we are called to share the Good News about Jesus' life, death and resurrection with others. Why not take on these hope sharing challenges during the first week of Advent, you could do one each day or do them all at once.

Nov 29th

Choose a friend or family member who doesn't yet know God as their friend and saviour. Draw a picture of them.




Nov 30th

Draw a heart on your picture, pray that they would know God's love!



Dec 1st

Draw a crown on the picture, pray that they would know that they are a child of God the King!



Dec 2nd

Draw a gift on the picture, pray that they would know the amazing gifts God has for them.



Dec 3rd

Add yourself into the picture, ask God to help you be a good example for them.





Dec 4th

Spend some time listening to God, ask God to share with you how much He loves the person in your picture.



Dec 5th

Send an encouraging message of love and hope to the person in your picture.



Family Activity 2

What's in a name?

The name John is very important in the story, it is only when Zechariah calls his son John and is obedient to God that his voice returns.

Why not spend some time making name signs for the rooms in your house, you could look up and include information about what your name means.


Decorate your name sign with pictures of things that represent you.

Active Waiting

Spend some time waiting on God together as a family and listening. Why not ask for pictures or words of encouragement which you could add to the name signs you have created.

You can download a 'Listening to God' resource at :

www.TatH.co.uk/other-resources



A colouring page you could print and colour together

Isaiah 40 v 3

This is the voice of one who calls out:

“Prepare in the desert
the way for the Lord.
Make a straight road in
the dry lands for our
God.



Connect the dots in order to complete the picture.

PUZZLE SHEET

Dot to Dot provided by Family Fed Children's Ministry
www.cm.familyfed.org

Find the object provided by
www.sundayschoolzone.com



Can you find these objects hidden in the picture below?

- book
- cake
- fish
- football
- magnet
- moon
- needle and thread
- snail
- sock
- spoon
- sheriff's badge
- star

