

Together @ Home

Here are some activities you could do together as a family, begin with the story and then do as many or as few as you like, in any order.



Bible Passage

Today we will be exploring together, the story of Moses and the burning bush.

You can find it in your Bible in:
Exodus 3 v 1–15

Read the story together – choose a Bible translation or children's story version which best suits your group.



A prayer to say together

Dear God,
Thank you for the story of Moses and the burning bush, help us to be like Moses when we draw close to you, showing respect but able to speak to you like a friend.

Thank you that just like Moses you can choose to use us for important tasks, to bless and serve others. Help us to listen to you and live in obedience to you.

We pray for those in the world who like the Israelites in the story are living in slavery or are suffering and scared in the land where they live. May they know your comfort and true freedom.

Amen.

Discussion

A question for adults to ask children

*How do you think Moses felt when he saw the bush burning?
What about when he heard God's voice?*

At first Moses seemed intrigued by the bush, he was looking after the flock of his father-in-law so would have wanted to check that they were not in danger. But then Moses saw that the bush was on fire but not burning up, he decided to go closer to try and work out what was going on.

When Moses hears God's voice though everything changes, in verse 6 we see him covering his face in fear. Even though he is afraid to look at God though Moses speaks to God and has a conversation with him.

Some questions for children to ask adults

Can you think of a time when you had a job or task to complete that scared you?

Family Activity 1

The ground where Moses saw the burning bush was holy and God told him to take off his sandals. Why not challenge yourselves to cross a room in the house or get from one room to another without touching the floor? Set your own safety rules before you begin.

An alternative is to use a 2 towels or pieces of paper as safe places and try to get your whole family across the room only standing on the towels/paper. You will need to work as a team to make it all the way across.





A verse to remember

Matthew 16 v 24

"If people want to follow me, they must give up the things they want. They must be willing even to give up their lives to follow me."

This verse is something that Jesus said. When God appeared to Moses in the burning bush it was with a big task. Moses was settled with a family and a job but God wanted him to be a leader who took God's people out of Egypt to the land God had prepared for them. I wonder how you would feel if God gave you a big task today? What would you be willing to give up to take on a task for God?

Try to learn this verse together, you could come up with some actions to help you remember it or decorate the verse on a piece of paper or card together and put it up somewhere to remind you of it through the week.

Family Activity 2

You will need: twigs from the garden, glue, any red/orange/yellow craft materials you can find around the house.

Why not create a burning bush together, you could build a 3D model or design a collage or picture.

If you have fairy lights from Christmas why not make your bush light up too!

You could use it for our "Active approach" prayer activity.



Active Approach



Moses experienced a range of emotions as he approached the burning bush, he encountered God in different ways as he drew closer. Why not try these different prayer activities as you spend some time drawing closer to God. If you have built your own burning bush craft you might like to journey towards it or light a candle as your final point. Place markers or pieces of paper that move closer to the burning bush and complete one of these prayer activities at each point.

1. Preparing to approach

Moses saw the bush in the distance and decided to find out more about it. Say a prayer together dedicating your time to God and asking God to meet with you.

2. Take off your shoes

God told Moses he was standing on Holy Ground, take off your shoes and place them neatly at the edge of the room or outside the door. Explain that you are going to draw close to God who is Holy.

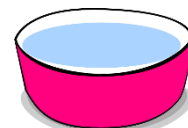


3. A prayer of repentance

Because He is Holy, our sin can be a barrier between us and God – you might like to take a moment to say sorry for any thing you know you have done recently that is not pleasing to God. You could have a bucket or bin and some pieces of paper that you could write or draw sins on then crumple them up and throw them into the bin as a reminder that God forgives our sins.

4. Share your sadness

God told Moses that He had seen the misery of his people. Spend some time sharing with God anything that is making you sad and upset at this time. Why not have a bowl and some cups of water, pour the water into the bowl as you pray as a reminder that God sees our tears and knows when we are sad. Wait for the water to settle and ask God to give you peace as you give your sadness to Him.




5. Ask God about His plans for you

Spend some time sitting quietly close to your burning bush or candle. Ask God to speak to you, remember God can speak to us through words, pictures in our minds, feelings or through other people. You might get a word from God for yourself or for somebody else.

A colouring page you could print and colour together

Free colouring page from <http://tomiannie.blogspot.com/>




PUZZLE SHEET

How many sandals can you find hidden on the page?



Can you find twelve differences between the two pictures?



a	b	c	d	e	f
☺	👑	⊖	▽	🌸	🎯
g	h	i	j	k	l
⌘	↩	⓪	△	➔	✧
m	n	o	p	q	r
☞	⊘	☺	➔	✱	🏠
s	t	u	v	w	x
↑	🎵	✝	☀	❄	💡
y	z				
↓	🌀				

Can you use the code to reveal something that God said to Moses.

"
⓪ ☺ ☞

— — —
❄ ↩ ☺

— — —
⓪ ☺ ☞

Can you find these words from the story in the word search?

Moses Holy
burning ground
bush flock
God Egypt
sandals pharaoh

t p y g e t d
v y d w n w g
p s o j e n m
u h g r i r o
h w a n c d s
v s r r g n e
h u u n a u s
b o f b e o t
k g p k b r h
r m k k z g p
h g h n f y f
s a n d a l s
s k y v o o j
w h q c m h j
r i k h j q u