

# Together @ Home

Here are some activities you could do together as a family, begin with the story and then do as many or as few as you like, in any order.



## Bible Passage

Today we will be exploring together, the story of Nicodemus visiting Jesus.

You can find it in your Bible in:

### John 3 v 1–17

Read the story together – choose a Bible translation or children’s story version which best suits your group.



## A prayer to say together

Dear God,  
Thank you for the story of Nicodemus who wanted to learn more about you. Help us to seek to know you more and to ask questions which help us to learn.

This Trinity Sunday help us to come to know all of who you are. Help us to connect with you as our loving parent, our Saviour and our helper guide.

Give us wisdom to share what we know about you with others and to answer their questions just like Jesus did. Amen

## Discussion

A question for adults to ask children

*What do you think it means to be born again?*

Nicodemus was an experienced teacher but even he struggled with what Jesus was saying. When we are first born we have a clean slate, our whole lives ahead of us with so much we can do. It does not take long to fill our lives with the things that we want to begin to plan our days, our weeks and futures! Each day we make choices and fill our lives with all the things that we want to do!

When we are born again, it is a brand new start, we choose to live for God instead. We follow Jesus’ example offering our lives to Father God and inviting the Holy Spirit to be our guide.

A question to answer together

*Why do you think Nicodemus came to visit Jesus at night?*

*What do you think might stop people you know asking questions about God for themselves?*

A question for children to ask adults


*Can you think of a time when you were able to share your faith with somebody else or answer their questions about God?*

## Family Activity 1

Jesus described the Holy Spirit like a wind which you can hear but not see. Have your own “wind race” – make balls from crumpled up paper and choose a table or surface to use as a course. You could even set up a course using household objects.

Racers should blow the paper balls along the table or round the course and see who can do it the fastest.

If there is not much space take it in turns to complete the course and time how long each person takes!





## A verse to remember

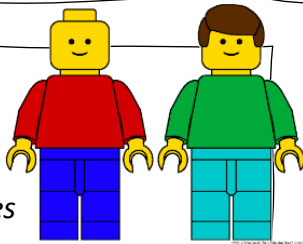
### John 3 v 16

**“God loved the world so much that he gave his one and only Son so that whoever believes in him may not be lost, but have eternal life.”**

Try to learn this verse together, you could come up with some actions to help you remember it. Why not decorate the verse on a piece of paper or card together and put it up somewhere to remind you of it through the week?

## Active Prayer

*You will need: pens, paper, Lego/toy figures*



Jesus told Nicodemus that God sent his son to the earth so that everybody who believes in him could be saved. What can we do to make sure everybody hears about God's love and can respond to it?

Find some toy figures e.g. Lego, Happyland that you can use to represent friends that don't know Jesus yet. (You can also do this without the figures.)

Think of a friend or family member who doesn't yet know Jesus as their friend. Pick a figure to represent them and put them on your page. Write their name by the figure.

Once you have named all the figures take it in turns to pick up a figure and pray for the person they represent.


Put the piece of paper with the names on it somewhere in the house, can you send an encouraging message all the people on this list this week? Cross them off the sheet when you have been in contact with them.

## Exploring the Holy Trinity

The concept of the Holy Trinity can be a confusing one, how can God be three and one at the same time?

Why not use yourself as an example for your family. Children might know an adult in their family as “mum” or “dad” but to a work colleague you will be known by your name or by a title, to a friend or wider family member something else. What words would different people use to describe what you are like?


What words can your family come up with to describe what the different persons of God are like?



## Family Activity 2

We can get to know and connect with all aspects of who God is. We talk about God the Father, the Son and the Holy Spirit, the Holy Trinity. What else can you think of that comes in threes?

Go around your house and garden looking for things that come in threes or which have three sides. Visit each room in the house and give yourself one minute to find as many items as you can which are triangle shaped or have three parts to them. How many can you find in each room?



# A colouring page you could print and colour together


This beautiful colouring sheet was created by Julia Quinn a curate in Worcester Diocese, you can find more resources on her website [www.resourcesbyjulia.wordpress.com](http://www.resourcesbyjulia.wordpress.com)

# Trinity Sunday

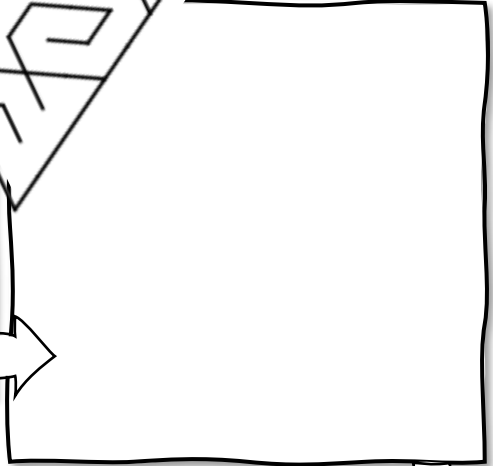
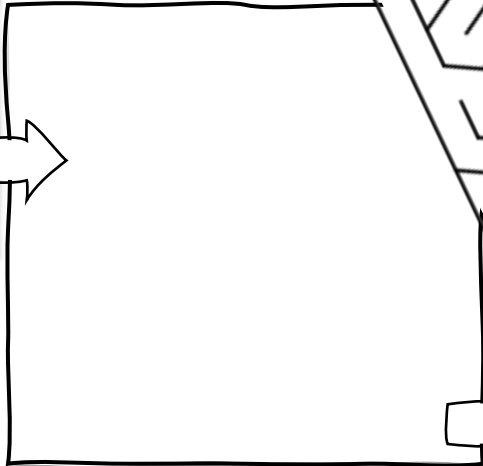



# Puzzle Sheet

Can you find your way to the centre of the maze?



Just like Jesus explained God's love and connection with us to Nicodemus, we can share this Good News with others. Draw your own pictures to help others understand who God is!




**God created the world and everything in it. God wants to be friends with each one of us.**

**But people sinned and turned away from God.**

**God sent his son Jesus to show us how to live for Him and to take the punishment for all our sins.**

Join the dots in order to reveal a picture.



How many trinity knots can you find on the page?

**Jesus sent the Holy Spirit to be our helper as we continue to share God's love with others.**

There are 7 trinity knots hidden on the page.