

Together @ Home

Here are some activities you could do together as a family, begin with the story and then do as many or as few as you like, in any order.



Bible Passage

Today we will be exploring together the opening of John's Gospel.

You can find it in your Bible in:
John 1 v 1-14

Read the passage together – choose a Bible translation or children's story version which best suits your group.



A prayer to say together

Dear God,

Thank you for opening of John's Gospel which reminds us that you loved us so much that you sent Jesus to live on the earth as a human and die for us on the cross.

Thank you for your promise that anybody who accepts Jesus and believes in him can be a child of God. Help us to be carriers of your message of love, sharing the Good News about Jesus with all we meet.


Amen

This is a tricky passage, why not read it out a few times together and challenge your group to listen carefully and try to unpack what the passage means. You might want to share the explanation below, then try reading the passage again but this time replace the word 'word' with **Jesus**.

Learn some Greek!

This book of the Bible was originally written in Greek. Instead of **word** John would have written **logos**.

*In the beginning was **logos**.*



Logos is a difficult word to translate into English, and in this passage it is not just talking about a word that you might write on a page, the 'word' that John is speaking about is **Jesus**.

The word logos had significance to both the Jewish and gentile (non-Jewish) readers of John's Gospel. In Greek philosophy it was a word used to describe the source of wisdom and order in the Universe, John presents Jesus as this concept made human.

The 'word of God' was a phrase that the Jewish readers would have recognised from the Old Testament descriptions of God. John wanted his readers to know that Jesus was one with God, fully God and fully human when he came to the earth.

Discussion

A question for adults to ask children

Why do you think John chose a word which had meaning for Jewish and non-Jewish readers?

John knew that Jesus had come to be a Saviour for everybody, not just the Jewish people. He wanted to share that God sent Jesus to the earth so that anybody and everybody could come to know Him and be in relationship with Him.

A question for children to ask adults

What does it mean to you to be 'born of God'?

A verse to remember

Colossians 1 v 19

God was pleased for all of himself to live in Christ.




Read this verse together, you might like to think about what it meant for Jesus to be fully God and fully man. Try to learn this verse together, you could come up with some actions to help you remember it or decorate a copy and put it up somewhere you can see it during the week.

Family Activity 1

Why not play this fun word game together.

Think of a category and then go through the whole alphabet and come up with a word that fits the category for each letter. e.g. animals – Aardvark, Bee, Cat.

Try it with as many different categories as you would like, or turn it into an active prayer activity!



Active Alphabet Prayers

Use the fun word game from above as inspiration for your prayer time. Here are some alphabet prayer categories you could use to pray together. Remember to come up with a word beginning with each letter of the alphabet.

- **Words that describe God**
- **Things that you want to say thank you to God for**
- **People or places you would like to pray for**

Family Activity 2

John wrote his gospel to share the Good News about Jesus with others and to appeal to a wide audience. How do you think we can appeal to a wide audience today?

Why not come up with a creative way of sharing the Good News as a family? You could try one of these ideas:

- **Create a Poster**
- **Make a film**
- **Write a song**
- **Choreograph an interpretive dance!**
- **Act out Jesus' life with toys**

Whatever you do, make sure you have fun and then try to find a way to share it with somebody else!

Helping Older Children

It is great to go deeper in our exploration of the Bible, learning about those who wrote it and thinking about the historical and social context when it was first written. Older children might be interested to read today's passage in a different Bible translation (you can find many online) and think about what God might want to say to them as they read it again. You could use a translation with modern language such as the New Living or Message.

No matter how many times we read a passage in the Bible there will always be something new that God can reveal to us.



A colouring page you could print and colour together

Colossians 1 v 19

God was pleased for all of himself
to live in Christ.





PUZZLE SHEET

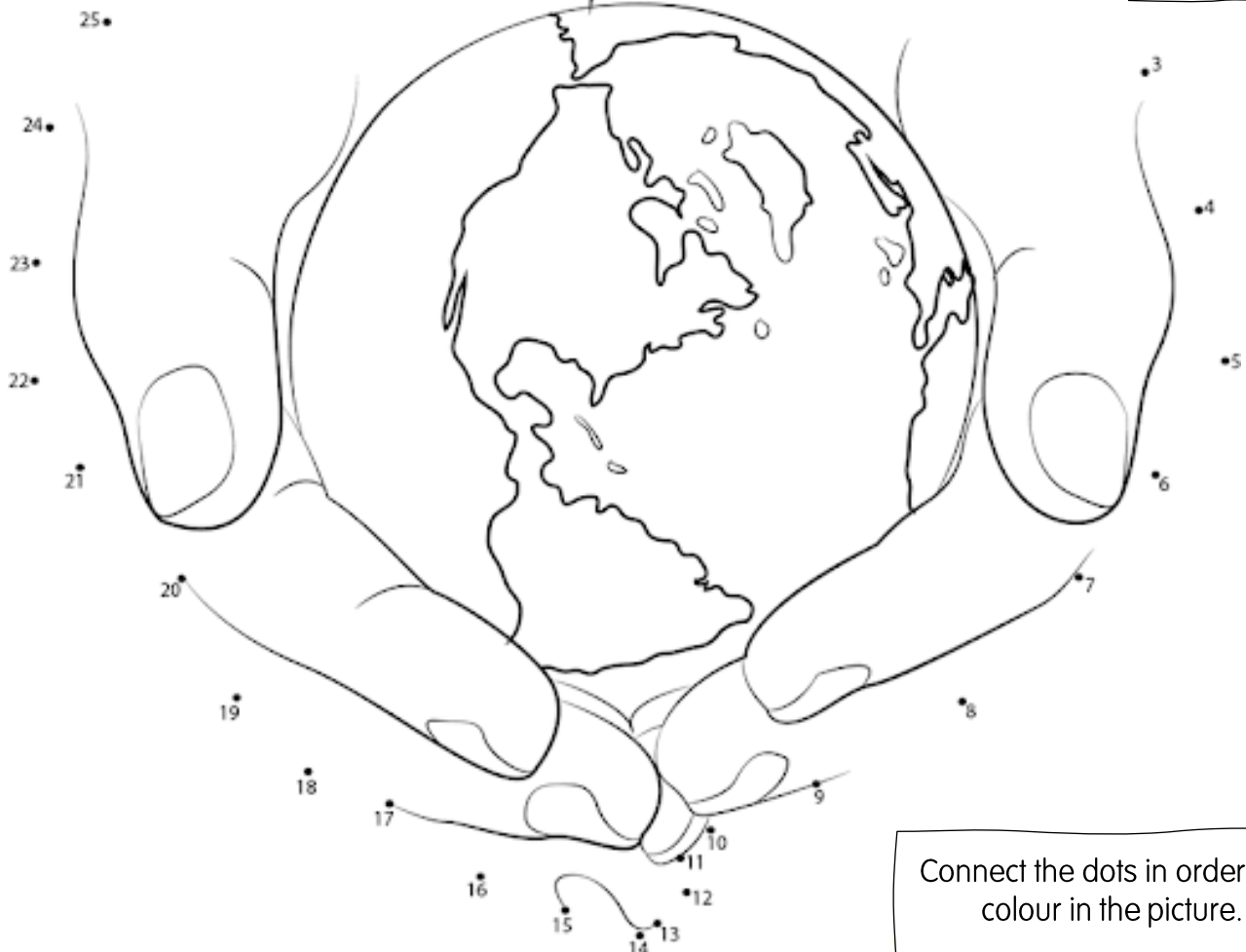
Use the code to work out the message.

- a 🎯
- b ♥
- d ✨
- e 😊
- g 🕶️
- h ✈️
- i 👍
- n 🕯️
- o ☆
- r 📖
- s 🌸
- t 🔔
- w 🖐️

👍 🕯️	🔔 ✈️ 😊	♥️ 😊 🕶️ 👍 🕯️ 👍 🕯️ 🕶️	🖐️ 🎯 🌸
🔔 ✈️ 😊	🖐️ ☆ 📖 ✨	🔔 ✈️ 😊	🖐️ ☆ 📖 ✨
🖐️ 👍 🔔 ✈️	🕶️ ☆ ✨	🎯 🕯️ ✨	🔔 ✈️ 😊 🖐️ ☆ 📖 ✨
🖐️ 🎯 🌸	🕶️ ☆ ✨		



Can you put these parts of Jesus' story in order? Add the numbers 1-5 to the boxes.



Connect the dots in order and colour in the picture.